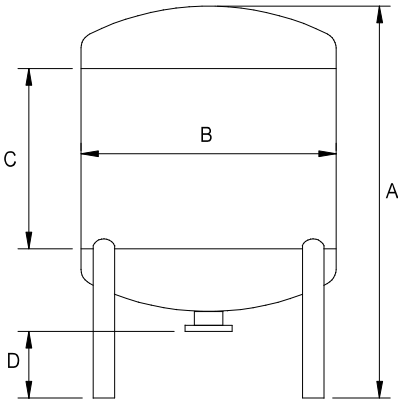


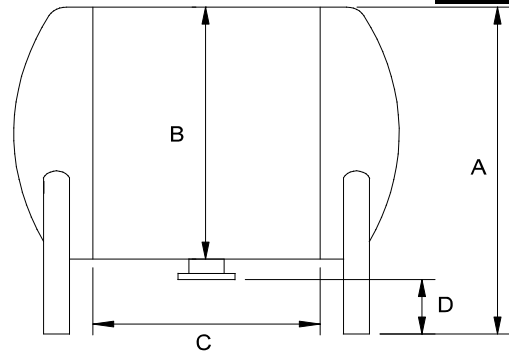


Company Name: _____ Title: _____
Company Address: _____ Fax: _____
Contact Name: _____ Customer reference: _____
Telephone: _____ Required dispatch date: _____

GENERAL SPECIFICATIONS



Quantity of vessels: _____ Vessel Capacity (litres): _____
Vessel orientation: Vertical Horizontal
Material of Construction: 316L *SS T-304 *SS
Other: _____
Material Finish: Internal White Pickle *EP *MP _____ Ra max
External White Pickle *EP *MP _____ Ra max
Passivation: Yes No
Note: Electropolishing provides a passivated surface.
Material finish can not be different internally and externally
Certification: CE UN
If vessel to have UN certification, maximum product specific gravity: _____
UN product code: _____
Design Pressure: _____ Design Temperature: _____



Approximate Dimensions (inches)			
A	B	C	D

TOP HEAD

Torispherical Elliptical Flat None
Top Head Type
 Fixed Removeable Removeable Hinged

BOTTOM HEAD

Torispherical Elliptical Conical
 Flat / Sloped Reversed Dish

HEADS on Horizontal Vessels

Torispherical Elliptical Other: _____

CLOSURE

Pressure Vacuum/ Pressure
 Tri-clamp Hex Nut
 Other: _____

HEAT TRANSFER AND INSULATION

Straight Jacket Shell Bottom/side heads
Dimple Jacket Shell Bottom/side heads
Certification: CE None
Design Pressure: _____
Design Temperature: _____
Insulation Shroud
 Shell Bottom/side heads

HANDLE / LUG

Bar Lug Strap Other: _____
Qty: _____ Location: _____

GASKET AND SEAL MATERIAL

EPDM Nitrile Other: _____
 Teflon Viton

LEGS & SUPPORTS

Legs: Tubular Angle Forklift Plates Other: _____ No. of Legs: _____
Casters: Rigid Swivel Swivel w/Brakes Qty: _____
Caster Material: Rubber Polyolefen Hi-Temp Nylon Other: _____

Please note accessories are not attached to the pressure vessel to run in accordance with the Pressure Equipment Directive.

*SS - Stainless Steel *EP - Electropolished *MP - Mechanical polish

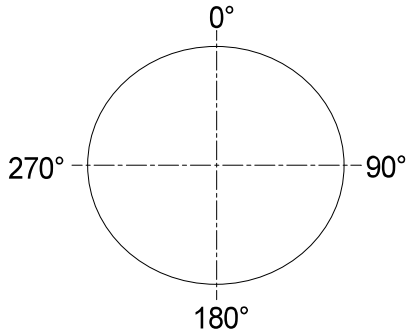
ACCESSORIES

Dip tube: _____
Pressure Gauge: *SS Brass
Pressure range: _____
Pressure relief valve: *SS Brass
Set pressure: _____
Trolley: Independent Fixed
Other: _____



FITTINGS/NOZZLES/MANWAYS

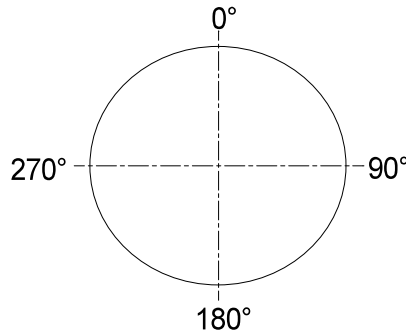
TOP HEAD (RIGHT HEAD if horizontal)



Show positions on drawing using the fitting letter.							
	A	B	C	D	E	F	G
Type							
Size							

Notes: _____

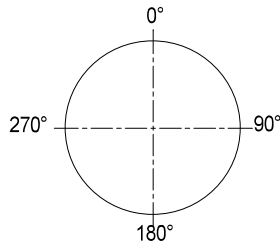

BOTTOM HEAD (LEFT HEAD if horizontal)



Show positions on drawing using the fitting letter.							
	A	B	C	D	E	F	G
Type							
Size							

Notes: _____

SIDEWALL



Show positions on drawing using the fitting letter.							
	A	B	C	D	E	F	G
Type							
Size							

Notes: _____

FURTHER INFORMATION

Fitting Abbreviations: HC = Half Coupling TW = Thermowell FL = Flange MW = Manway
FC = Full Coupling IG = Ingold DV = Diaphragm Valve DT = Dip Tube
TC = Sanitary Ferrule VCR = VCR OV = Other Valve
Other fittings available, please note type desired in Notes.

Please note: It is the full responsibility of the customer to confirm all technical specifications are suitable for their process.